


KÄRCHER

makes a difference



GET THE POWER OF A TSUNAMI, IN A PORTABLE WASHER.



High water volume cold water pressure washers.

DENALI SERIES



High flow washing.

Our Denali High Flow Series features up to an 8.0 GPM flow rate and 3500 PSI to blast through the toughest jobs on farms and construction sites, perfect for waste and debris removal. Our rugged and economical cold water pressure washer features a high-quality triplex pump and is equipped with a Honda engine for quiet, reliable performance, and a corrosion resistant, stainless steel frame. Three gas models allow you to find the right machine for your needs and the flat-free tires allow for easy maneuverability. We have a kit to convert your Denali to a skid for stationary use or for mounting on a vehicle. All models equipped with a 50' hose, a chemical injector and 12V battery.



1 Powerful and durable

- Corrosion-resistant, stainless-steel frame.
- Reliable Honda GX engine with three-year warranty; low-oil alert and silent-tone muffler.
- Industrial-grade, tri-plunger, oil-bath Kärcher high pressure pump with forged brass head and ceramic pistons; backed by 7-year warranty.
- 50' durable wire-braid hose rated for 4000 (5/30, 6/3) or 5000 (8/30) PSI with hose guard for burst protection.
- An easy-to-attach chemical injection for easy application of soap.

2 Modular design

- Transition from cart to skid design (with optional skid feet accessory) for versatile cold water cleaning applications and easy transportation.

3 Flat free tires

- Flat free tires are puncture proof. Without any tubing to worry about, go ahead and roll over a pile of stones, glass, and nails on the work site without getting deflated. Easy load handling similar to an air-filled tire, but skip the hassle of having to re-fill air into the tires. Flat free tires prevent unnecessary frustration and maintenance costs over its lifetime.

4 Hose Reel

- Easily attach a fixed hose reel, up to a 100' reel – optional on all Denali series models, to allow for quicker deployment and pick up so you can move to the next job site faster. A fixed hose reel will also improve work safety – keeping your hose organized and out of the way to prevent accidents to your crew or the community.

TECHNICAL DATA AND EQUIPMENT

TECHNICAL DATA

Model	Part No.	GPM	PSI	Drive	CC	Engine	Fuel	Pump	Ship Weight (lbs)	Ship Dimensions (L x W x H) inches
HD 5/30 G	1.107-370.0	5.0	3000	Belt	688	Honda GX630	Gas	6036R	430	50" x 40" x 58"
HD 6/30 G	1.107-371.0	6.0	3000	Belt	688	Honda GX630	Gas	6036R	430	50" x 40" x 58"
HD 8/35 G	1.107-372.0	8.0	3500	Belt	688	Honda GX690	Gas	8043R	441	50" x 40" x 58"

OPTIONS (FIELD INSTALLED)

Order No.	Description
<input checked="" type="checkbox"/> 8.750-247.0	Trigger Gun, model M407
<input checked="" type="checkbox"/> 8.925-132.0	Hose, 3/8" X 50' 2W 6000 PSI SW/SO/CPL (5/30 & 6/30)
<input checked="" type="checkbox"/> 8.925-134.0	Hose, 1/2" X 50' 2W 5000PSI SW/SO/CPL (8/30)
<input checked="" type="checkbox"/> 9.802-216.0	Injector Chem, non-adjustable, 3-5 GPM (5/30)
<input checked="" type="checkbox"/> 8.757-724.0	Injector Chem, non-adjustable, 5-9 GPM (6/30 & 8/30)
<input type="checkbox"/> 8.925-229.0	Legacy, 100' x 3/8" ID, 6000 PSI, 2-wire, smooth cover, black high pressure hose
<input type="checkbox"/> 8.750-682.0	100' Capacity Hose Reel, Fixed Base
<input type="checkbox"/> 8.929-070.0	Skid Kit

Please contact us for
more information:

Kärcher North America

4555 Airport Way
Denver, CO 80239
U.S.A.

Tel. 888-805-9852
Fax 800-248-8409

www.karcher.com/us

Kärcher Canada

275 Pendant Drive
Mississauga, ON L5T 2W9
Canada

Tel. 905-364-5006
Fax 905-672-3155

www.karcher.ca