

KODIAK



Cleaning Equipment

WALK-BEHIND SCRUBBERS RANGE

K12 | K16 | K19 | K25




Unleash Your Full Cleaning Potential

Phone: 262-833-4025 Toll Free: 855-965-0011 www.kodiakequip.com



Proudly
Assembled
In USA



PICK THE CHASSIS



Small K12

Clean in hard to reach areas with this small-footprint walk behind floor scrubber. Especially agile and quiet for congested areas.

- Up to 40,000 sqft Per Charge
- 12 / 15 Gallons
- 17 - 20 inch decks

Applications

- Fabrication Shops
- Auto-Truck Dealers
- Machine Shops



Medium K16

Additional productivity and capacity on a mid-sized walk behind scrubber. Pass easily through small doorways or elevators, with this versatile and durable platform.

- Up to 70,000 sqft Per Charge
- 16 / 16 Gallons
- 20 - 28 inch decks

Applications

- Warehouses
- Food Packaging



Large K19

Reduce your time and labor cost to clean with this larger walk behind scrubber. Clean large areas simply and with predictable results.

- Up to 110,000 sqft Per Charge
- 19 / 19 Gallons
- 24 - 28 inch decks

Applications

- Aviation
- Food Packaging
- Warehouses



Extra Large K25

Our maximum capacity and run time built with contract cleaners and large retail shopping areas in mind. Retains manageable footprint with excellent lines of sight for all operators.

- Up to 128,000 sqft Per Charge
- 25 / 26 Gallons
- 24 - 32 inch decks

Applications

- Beverage Distribution
- Sports Arena
- Aviation

Size Comparison Chart



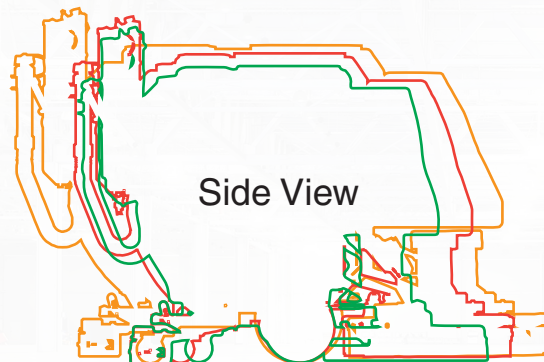
= K12



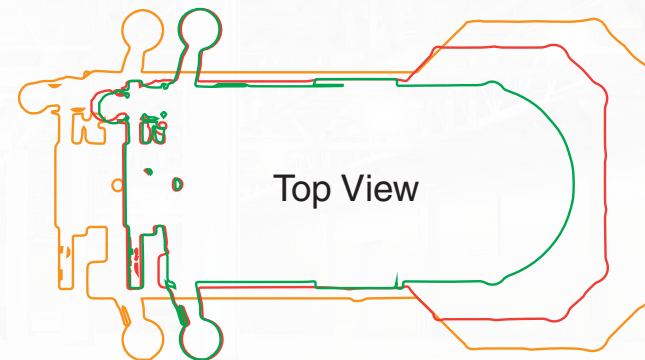
= K19



= K25




Side View



Top View

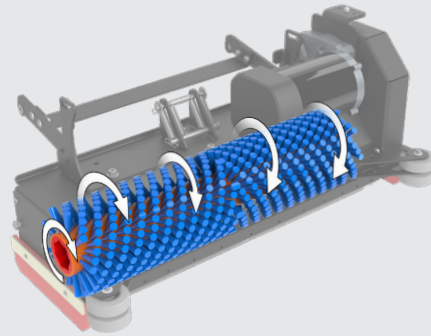
Specifications and features subject to change without notice.



Disk

Benefits


- Brush / Pad Selection
- Lowest Maintenance Cost
- Improved Cleaning on Irregular Floors
- Brushes Individually Driven for Un-matched Performance



Grout

Benefits

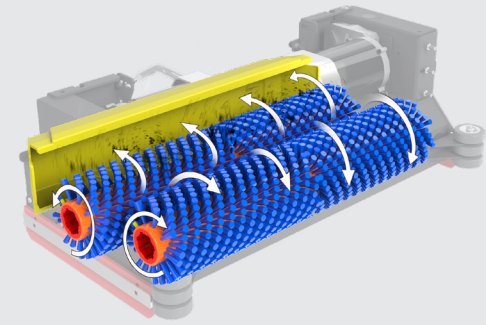
- Ideal for grouted tile floors
- Compact for maneuverability
- Single brush simplicity
- Suitable for rubber athletic floors



Orbital

Benefits

- Chemical Free Stripping
- Reduce Slip & Fall Potential
- 70% Reduction in Water Usage
- Consistent Results - No Swirl Marks
- VCT Prep & Recoat



Cylindrical

Benefits

- Eliminates Dust Mopping
- Scrub & Sweep Simultaneously*
- Superior Tile & Grout Cleaning
- Excellent on Rubber Surfaces
- Great for Indoor Track Fields

*K12 Grout Deck will have a single brush and no hopper.



26" Disk Deck on K16 Chassis Shown



24" Grout Deck on K12 Chassis Shown



24" Orbital Deck on K16 Chassis Shown



26" Cylindrical Deck on K16 Chassis Shown

LOOK INSIDE



PICK THE OPTIONS



Drain Savers & Deluxe Fill Options

Conveniently fill the floor scrubber fresh water tank from any standard faucet with the 60 inch retractable hose. Drain saver basket keep your Recovery tanks debris free, and simple to remove for disposal.




Onboard Charger

Charge anywhere in the facility with a plug and forget charger. LED Indicator lights shows state of charge and historic charge cycle data can be downloaded for review.



WET / AGM Battery Options

Choose between a variety of battery options for optimal run and charge times based on the application and needs.



Squeegee Blade Variations

Different applications require different squeegee material to get the job done right.

- Gum Rubber
- Urethane
- Linatex



SPECIFICATIONS



Small
K12



Medium
K16



Large
K19



Extra Large
K25

Disk Scrub Path:	17 & 20 in 43 & 51 cm	Disk Scrub Path:	20, 26 & 28 in 51, 66 & 71 cm	Disk Scrub Path:	26 & 28 in 66 & 71 cm	Disk Scrub Path:	28 & 32 in 71 & 81 cm
Grout Path:	24 in 61 cm	Cylindrical Path:	26 in 66 cm	Cylindrical Path:	26 in 66 cm	Cylindrical Path:	26 & 30 in 66 & 76 cm
Orbital Path:	20 & 24 in 51 & 61 cm	Orbital Path:	24 & 28 in 61 & 71 cm	Orbital Path:	24 & 28 in 61 & 71 cm	Orbital Path:	24 & 28 in 61 & 71 cm
Dimensions (LxWxH): <small>*Dimensions listed are for the largest width deck configuration and squeegees removed from the machine.</small>	49.5 × 22.5 × 38 in* 125 × 64 × 96 cm*	Dimensions (LxWxH): <small>*Dimensions listed are for the largest width deck configuration and squeegees removed from the machine.</small>	53 × 29 × 38.5 in* 135 × 74 × 98 cm*	Dimensions (LxWxH): <small>*Dimensions listed are for the largest width deck configuration and squeegees removed from the machine.</small>	53 × 29 × 38.5 in* 135 × 74 × 98 cm*	Dimensions (LxWxH): <small>*Dimensions listed are for the largest width deck configuration and squeegees removed from the machine.</small>	62 × 33 × 39.5 in* 157 × 84 × 100 cm*
Solution Tank:	12 Gal 45 L	Solution Tank:	16 Gal 60 L	Solution Tank:	19 Gal 72 L	Solution Tank:	25 Gal 95 L
Recovery Tank:	15 Gal 57 L	Recovery Tank:	16 Gal 60 L	Recovery Tank:	19 Gal 72 L	Recovery Tank:	26 Gal 98 L
Demisting Chamber:	1 Gal 4 L	Demisting Chamber:	1 Gal 4 L	Demisting Chamber:	1 Gal 4 L	Demisting Chamber:	2 Gal 9 L
Run Time: <small>*Based on continuous scrubbing run times, standard batteries, low down pressure and all options off.</small>	Up to 2 Hours*	Run Time: <small>*Based on continuous scrubbing run times, standard batteries, low down pressure and all options off.</small>	Up to 2.5 Hours*	Run Time: <small>*Based on continuous scrubbing run times, standard batteries, low down pressure and all options off.</small>	Up to 3.5 Hours*	Run Time: <small>*Based on continuous scrubbing run times, standard batteries, low down pressure and all options off.</small>	Up to 4 Hours*
Theoretical Coverage: <small>*Coverage is based off of ISSA 2010 Cleaning Times</small>	40,000 sqft/charge* 3,716 sqm/charge*	Theoretical Coverage: <small>*Coverage is based off of ISSA 2010 Cleaning Times</small>	70,000 sqft/charge* 6,503 sqm/charge*	Theoretical Coverage: <small>*Coverage is based off of ISSA 2010 Cleaning Times</small>	110,000 sqft/charge* 10,219 sqm/charge*	Theoretical Coverage: <small>*Coverage is based off of ISSA 2010 Cleaning Times</small>	128,000 sqft/charge* 11,892 sqm/charge*
Practical Coverage: <small>*Coverage is based off of ISSA 2010 Cleaning Times</small>	19,000 sqft/charge* 1,765 sqm/charge*	Practical Coverage: <small>*Coverage is based off of ISSA 2010 Cleaning Times</small>	32,000 sqft/charge* 2,972 sqm/charge*	Practical Coverage: <small>*Coverage is based off of ISSA 2010 Cleaning Times</small>	52,000 sqft/charge* 4,831 sqm/charge*	Practical Coverage: <small>*Coverage is based off of ISSA 2010 Cleaning Times</small>	60,000 sqft/charge* 5,574 sqm/charge*

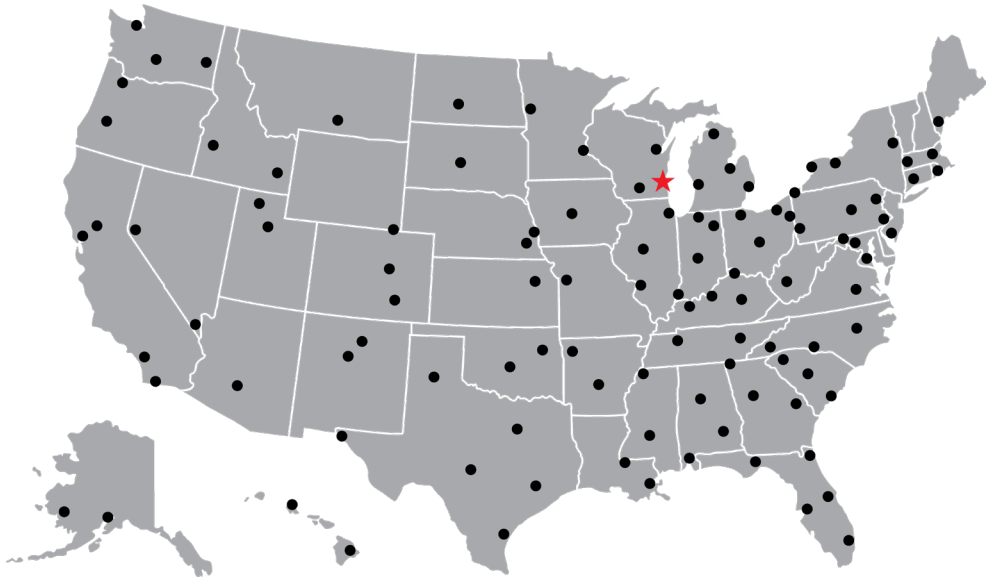
Specifications and features subject to change without notice.



Kodiak - Since 1986, Cleaning The World One Warehouse At A Time

The **Kodiak** brand was engineered from the ground up with heavy-duty, industrial cleaning in mind. The filthiest factory or the grimiest warehouse stands little chance against these scrubbers which are built to cruise through the toughest job. Our design intent wasn't only focused on a durable machine that can withstand the day to day hardships, but also to keep things simple for your budget. Using simple switches and common fasteners, our machines come at a low-cost point, and are easy to maintain.

RPS Corporation is a family owned business based in Racine, Wisconsin manufacturing some of the world's most reliable cleaning equipment. We strive to prove the highest value in machines and local support with a network of 425 distributors in over 42 countries.



★ RPS HQ

● Distributors

Real People On The Phones Here To Help



Same Day Shipping On Parts Orders



Join The Club And Start Cleaning Today!



CONNECT WITH KODIAK

Authorized Distributor

Phone: 262-833-4025
Toll Free: 855-965-0011
www.kodiakequip.com



Call For A Free Demo!

Manufactured By:
RPS Corporation
1711 South Street
Racine, Wisconsin, 53404 (USA)

